



PENTCO

FULLWRAP

Versatility, Variety, Value, and Vogue

GET THE LOOK

Explore our extensive palette of colors and textures. From wood, metal, or laminate, discover the possibilities, not the compromises. Pentco also offers a variety of finishes, door profiles, and edge treatments that will get attention.

GREENLAM COLLECTION



A wide selection of wood grains, solids, and abstracts allow you creative freedom with added peace of mind. Greenlam laminates are hard wearing, eco-conscious, and economical.

HABITAT QUEUE COLLECTION

An exclusive Pentco collection that includes contemporary wood grain laminate veneers available in finishes that feel like flat-waxed, hand-rubbed wood.

WOOD AND ENGINEERED VENEERS

Capture the character and feel of real wood with veneers. Attain wood's natural variances with a natural wood veneer or a consistent colour and grain with an engineered veneer.

* Refer to Finish Coatings page to learn more about available door finishes.

FINISHING TOUCH

Pentco offers a wide range of finishing options with UV protection that guarantees satisfaction and resilience for years to come. For the utmost sumptuous and lustrous surface, Ice Polyurethane for laminates and Polyester Polyurethane for wood veneers are available.



See Reverse For Colours & Styles

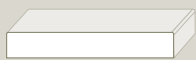
GREENLAM <i>Laminate</i>								
	Carbon Grey 5565-12	Dusk 5563-12	Moss Green 5564-12	Black 401-21	Wool 107-21	Antique Oak 793-39	Brooks Walnut 5018-39	Cinder 5029-39
Coca Icing 5036-39	Crossover Wenge 781-39	Douglas Fir 770-39	Grey Cocoa 5035-39	Jakarta Teak 778-39	Milwaukee Walnut 791-39	Natural Olive 5038-39	Oak 738-39	Philippine Teak 5003-39
Real Ebony 788-39	Sapele 749-39	Slate Oak 792-39	Sumatra Teak 777-39	Wenge 731-39	Zebrawood 5014-39	Zebrano 732-39	Brown Raft Wood 5515-14	Grey Raft Wood 5516-14
Tan Silk 5555-14	Thai Almond Silk 5551-14	Thai Fauna Silk 5553-14	Canyon Maple 5012-30	Cherry Seta 681-30	Chocolate 181-30	Crimson Mahogany 5801-30	Dark Grey 261-30	Electric Blue 291-30
Fusion Maple 666-30	Ironside Oak 5526-30	Maroon 201-30	Mud Ash 134-30	Pine Nut 274-30	Pista 246-30	Red 203-30	Tidal Sand 148-30	Almond 152-30
Black 401-30	Bronze Walnut 674-30	Colossal Beech 1062-30	Dust 268-30	Frosty White 113-30	Maple Glen 1074-30	Pearl Grey 275-30	White 101-30	
HABITAT QUEUE <i>Laminate</i>								
	Desert Elm Q001-NT	Tawny Ash Q002-NT	French Walnut Q003-NT	Afromasia Q004-NT	Spiced Wenge Q005-NT	Graphite Teak Q006-NT	Carbon Ash Q007-NT	
BROOKSIDE <i>Engineered Veneer</i>								
	Qtr. Mahogany 813/V	Qtr. Teak 720/V	Qtr. Bamboo 2-380	Qtr. Walnut 2-580/X	Qtr. Maple 355	Qtr. Cherry 2-921/Y17	Qtr. Macassar 603/00/XV	Qtr. Wenge 947/Y32
		ECHOWOOD <i>Engineered Veneer</i>						
Qtr. Zebrawood 650/00/Y17	Rift White Oak 112/00/Y17		Qtr. Wenge WG-111Q	Rift White Oak OAK-12-1S	Qtr. Macassar EB-7001S	Qtr. Walnut WT-139S	Qtr. Zebrawood YP-01S	Qtr. Cherry CH-311S
Qtr. Teak TK-016S	Qtr. Mahogany NA-203S	Qtr. Maple MP-168S						

Note (1): Swatches should be used as a guide and not as accurate material representations.

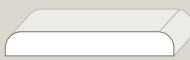
Please contact Pentco for swatch or door samples.

Note (2): All efforts were made to accurately present available stock selections. Pentco may change or remove selections at its discretion. Contact Pentco to get information on current stock selections.

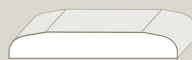
DOOR PROFILES



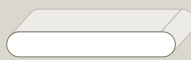
Square Line
1/8" radius



90 degree
3/8" radius"



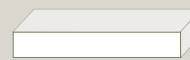
Chamfered



180 degree
1/8" radius



C-Channel



Square Edge
Edge tape 4 sides




9274 194th St. Surrey, BC CANADA V4N4E9

PH: 604-888-5080 | FX: 604-882-0255

www.pentco.com

TOLL FREE: 1-800-663-7915



Free phone app
<http://gettag.mobi>